

“The ongoing drop in used car prices is great news for budget-savvy buyers eager to hit the road or upgrade their motor.

Although overall prices are dropping on an annual basis, there’s been a slight rise in prices for certain models compared with the previous quarter, which may reflect increasing demand for particular cars.

Regardless of when you choose to upgrade your car, it’s always wise to explore your options and work out the typical selling price of the model you’re eyeing up – but remember that mileage and age will play a factor.

The growing availability of used EVs and hybrids is also helping lower prices for buyers who are after cheaper models – highlighted by the 12% drop in prices in the space of a year. Although they do require a higher upfront cost than traditional cars, this downward trend in used EV and hybrid prices is likely to continue as more make their way onto the market.

But whatever used car you’re after, scheduling an independent vehicle inspection before you buy will offer peace of mind and help to avoid potential costly repairs in the future.”

James Hosking, Director of AA Cars

Average price of top 10 vehicles

The average price of Britain’s most popular used cars plummeted by 9% in first three months of 2024 compared to the same period in 2023.

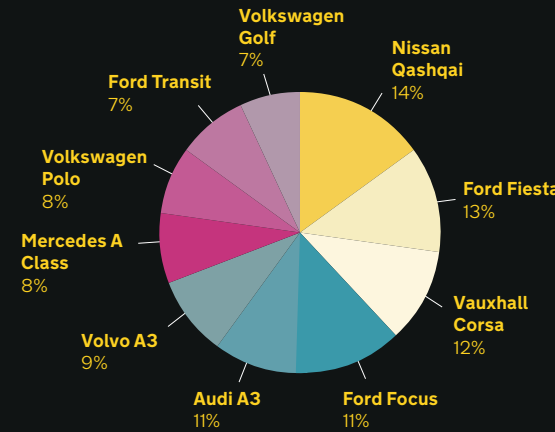
The Nissan Qashqai overtook the nation’s trusty Ford Fiesta as the most popular used car on the AA Cars site in Q1, with prices falling by 9% and 13% year-on-year respectively.

None of the top 20 used cars has risen in price over the past year, but five saw average prices increase on a quarterly basis.

Most searched-for vehicles in Q1 2024, with quarterly and annual price changes.

Ranking	Make and model	Average price Q1 2024	Average price Q1 2023	Average price Q4 2023	Price change Q1 2023 to Q1 2024	Price change Q4 2023 to Q1 2024
1	Nissan Qashqai	£15,077	£16,599	£15,515	-9.2%	-2.8%
2	Ford Fiesta	£9,752	£11,247	£10,305	-13.3%	-5.4%
3	Vauxhall Corsa	£9,276	£9,830	£9,848	-5.6%	-5.8%
4	Ford Focus	£10,990	£12,836	£12,055	-14.4%	-8.8%
5	Audi A3	£20,125	£21,465	£19,281	-6.2%	4.4%
6	Volvo XC40	£31,554	£32,286	£33,925	-2.3%	-7.0%
7	Mercedes A Class	£18,190	£20,856	£18,769	-12.8%	-3.1%
8	Volkswagen Polo	£11,789	£13,101	£12,559	-10.0%	-6.1%
9	Ford Transit	£19,487	£21,922	£20,998	-11.1%	-7.2%
10	Volkswagen Golf	£16,548	£20,044	£17,558	-17.4%	-5.8%

Top 10 searches per vehicle make and model



Of our top 10 searched for vehicles:

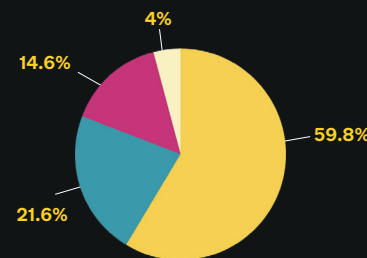
- Nissan Qashqai accounts for 14% of all searches, up 1% from the previous quarter. Ford Fiesta is now 2nd with 13%.
- Audi A3 and Ford Focus both account for 11%, Mercedes A Class and Volkswagen Polo at 8% each and Volkswagen Golf and Ford Transit at 7%.
- Mercedes A Class, Ford Transit, Volvo XC40 have dropped out of the top 10, replaced with Fiat 500, Ford Kuga and Audi A1.

EV and hybrid price and search data

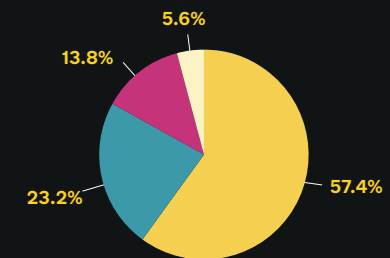
Prices for the top 20 most sought-after used EVs and hybrids saw a decline of 12% throughout the year leading up to Q1 2024. During the first quarter, the average price of the most in-demand EV and hybrid models available for sale on AA Cars stood at £19,548 – a decrease from £22,158 in the same period in 2023.

The hybrid Toyota Yaris stands out as the most favoured electric or hybrid vehicle on the AA Cars platform. Despite its popularity, its price saw a slight decline in the first quarter of 2024 compared to the same period in 2023, dropping by a modest 4.1%. Meanwhile, prices for other electric and hybrid models experienced more significant decreases, due to a continued influx of used EVs and hybrids to the market, offering a wider variety of makes and models for buyers.

Q1 2023



Q1 2024



- Petrol
- Diesel
- Hybrid
- Electric

Average age of vehicles advertised on AA Cars

Q4 2023 6.3 years old | **Q1 2023** 6.4 years old | **Q1 2024** 7.03 years old

Average age of vehicles advertised on AA Cars from YoY has increased by 6 months.