

“After two years of big price rises, the cost of the UK’s most popular cars appears to be coming down.”

There was a slight dip in EV and hybrid prices during the second quarter, but the overall trend towards greener vehicles continues. Overall sales of used EVs are up 56% compared to a year ago, and they will remain increasingly attractive as a way for drivers to future-proof themselves as more cities roll-out or expand clean air zones.

To make sure you really are getting good value for money when buying a second hand car, make sure you do your research first and shop around, as you may find the same car at different price points in neighbouring towns and cities. Always consider getting a vehicle inspection too, to make sure you are not buying a car which could cost you a lot of money to repair down the road.”

Mark Oakley, Director of AA Cars

Average price of top 10 vehicles

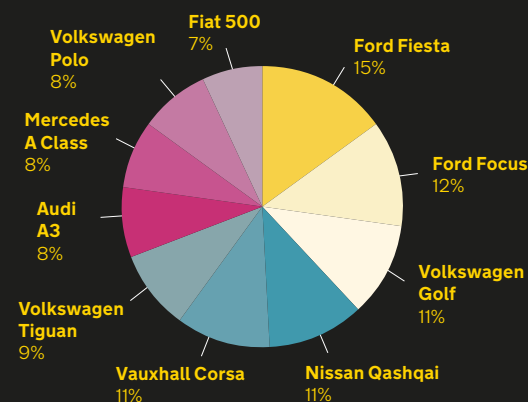
The average price of the UK’s most popular cars fell by 1.9% from the first quarter of 2023 to the second.

The average price for the most popular cars reached £16,373 during Q2, up from £16,211 a year ago.

Most searched for cars in Q2 2023

Ranking	Make and model	Average price in Q2 2023	Average price in Q2 2022	Average price in Q1 2023	Price change Q2 2022 to 2023	Price change Q1 2023 to Q2 2023
1	Ford Fiesta	£11,192	£11,413	£11,222	-1.9%	-0.3%
2	Ford Focus	£12,726	£13,595	£12,846	-6.3%	-0.9%
3	Volkswagen Golf	£20,286	£19,881	£20,093	2%	1%
4	Nissan Qashqai	£16,206	£15,684	£16,658	3.3%	-2.7%
5	Vauxhall Corsa	£9,923	£9,618	£9,868	3.2%	0.6%
6	Volkswagen Tiguan	£24,628	£24,547	£24,699	0.3%	-0.3%
7	Audi A3	£20,057	£19,170	£21,581	4.6%	-7.1%
8	Mercedes A Class	£20,077	£20,931	£20,859	-4.1%	-3.8%
9	Volkswagen Polo	£13,358	£13,352	£13,126	0.04%	1.8%
10	Fiat 500	£9,653	£9,450	£9,854	2.2%	-2%

Top 10 searches per vehicle make and model



Of our top 10 searched for vehicles:

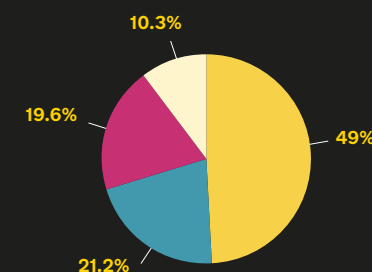
- Ford Fiesta accounts for 15% of all searches, down 2% from Q1, with Ford Focus a close second with 12%.
- Audi A1, Ford Transit and Ford Kuga have both dropped out of the top 10, replaced with Audi A3, Mercedes A Class and Volkswagen Tiguan.

Search by fuel type Q2

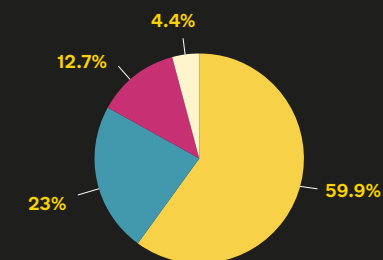
The average price for all second hand EVs and hybrids on the AA Cars platform fell by 3.9% from £32,549 to £31,276 in Q2, compared to Q1. The fall in prices for EVs and hybrids comes as interest has waned. Searches for hybrid cars have fallen by 35% over the past year, while searches for EVs fell by 57%.

- Petrol
- Diesel
- Hybrid
- Electric

Q2 2022



Q2 2023



Average age of vehicles advertised on AA Cars

Q2 2022 5.8 years old | **Q1 2023** 6.5 years old | **Q2 2023** 6.9 years old

Average age of vehicles advertised on AA Cars from YoY has increased by 1.1 years.